

Fiber Optical Variable Attenuator BNC

(direct drive, 450nm-2630nm)



DATASHEET

BUY NOW



Features

- High Repeatability
- Low Power
- Small

The VOAD series variable optical attenuators feature direct drive by a function generator having bandwidth up to 1.5KHz, provide attenuation up to >30 dB. It is a convenient tool for laboratory use. Driving voltages of 0 to 10 V control optical transmission without polarity, which decreases with applied voltage with modulation up to 1.5 kHz. Most voltage sources, including power supplies, function generators, and digital-to-analog converters (DACs), can be used to control these electronic VOAs. The VOA is optically bidirectional. The VOAD is constructed using an electrostatic rotating mirror hermetically sealed with nitrogen, featuring high repeatability, low power consumption, and low cost. However, the device can be damaged by applied a voltage over 15V. The device's electrical character is capacitive without polarity.

Specifications

Parameter		Min	Typical	Max	Unit
Operation Wavelength	Single Mode	450		2300	nm
	Multimode	810-890		1260-1600	
Insertion Loss [1], [2]		0.5		5	dB
PDL (SM)				0.3	dB
Repeatability (0-30, @15dB)			0.1	0.2	dB
Wavelength Dependent Loss (@20dB)				0.63	dB
Extinction Ratio PM fiber		16		30 [3]	dB
Repeatability (@10dB, 0-60 °C)	Uncompensated		0.3	0.5	dB
	Compensated		0.1	0.2	
Return Loss	SM, PM	50			dB
	MM	35			
Attenuation	SM, PM	40			dB
	MM	30			
Driving Voltage	SM, PM	0	5	7	V
	MM	0	5	9	
Response Time			0.3	1	ms
Repetition Rate			50	1500	Hz
Durability			10 ¹²		cycle
Power Consumption (at maximum)				0.2	mW
ESD				500	V
Operating Temperature		-10		70	°C
Storage Temperature ^[4]		-40		85	°C
Optical Power Handling			300	400	mW

Notes:

[1]. The loss is related to the fiber core size and the connector mating. <1dB for 1230-1630nm. Above this band the fiber has high loss. Below this band, the loss is inversely proportional to fiber core size and connector mating (if center off then higher loss).

[2]. Multimode IL measured @ Light Source CPR < 14dB

[3]. 30dB PER is available with special order

[4]. The power handling is inversely proportional to fiber core size. 300mW for 1230-1630nm SM.

Legal notices: All product information is believed to be accurate and is subject to change without notice. Information contained herein shall legally bind Agiltron only if it is specifically incorporated into the terms and conditions of a sales agreement. Some specific combinations of options may not be available. The user assumes all risks and liability whatsoever in connection with the use of a product or its application.

Rev 03/29/24

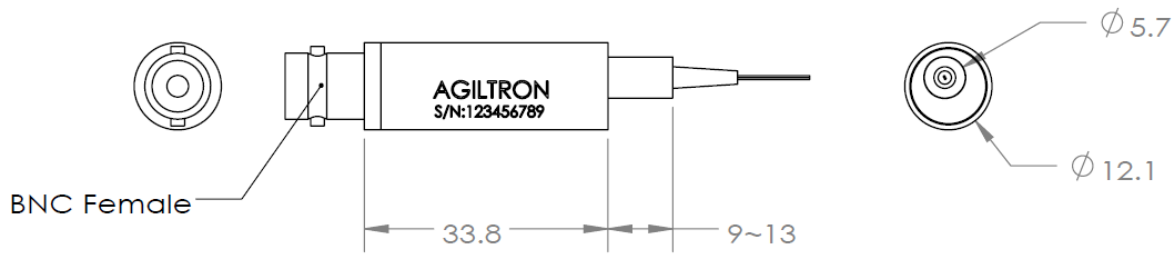
Fiber Optical Variable Attenuator BNC



(direct drive, 450nm-2630nm)

DATASHEET

Mechanical Dimensions (mm)



dimensions tolerance to be +/-0.2mm

*Product dimensions may change without notice. This is sometimes required for non-standard specifications.

Electrical Driving Requirements

- 1) Capacitive load device, no polarity.
- 2) The maximum rating voltage is 10V

Fiber Optical Variable Attenuator BNC



(direct drive, 450nm-2630nm)

DATASHEET

Operation Manual

- Unpack the unit carefully
- Connect light source and detector. Either of the unit's fiber leads can be used as the input or output
- Use a BNC cable to connect a power supply or other voltage source to the unit, and then apply 0 to 8 V to control the attenuation. Please note that minimum attenuation and polarization-maintaining performance are highly dependent on connector alignment. Best performance is achieved when the optical connection is made by fusion splicing to the VOA's fiber leads, which requires removing the connectors.
- If connect to a function generator, making sure the setting is one polarity not + - driving.

Ordering Information

Prefix	Non-Power State	Wavelength	Package	Type	Compensation	Fiber Type	Fiber Cover	Fiber Length	Connector
VOAD-	Transparent = T	1260~1650nm = 5 460nm = 3 630nm = 6 780nm = 7 850nm = 8 1060nm = 1 2000nm = 2	BNC = 7	Standard = 1 Special = 0	Non = 1	SMF-28 = 5 PM1550 = B MM 62.5/125 = 6 780HP = 7 Hi1060 = 1 PM780 = E PM980 = F	0.9mm tube = 3	0.5-1m = 1	FC/APC = 3

Application Notes

Fiber Core Alignment

Note that the minimum attenuation for these devices depends on excellent core-to-core alignment when the connectors are mated. This is crucial for shorter wavelengths with smaller fiber core diameters that can increase the loss of many decibels above the specification if they are not perfectly aligned. Different vendors' connectors may not mate well with each other, especially for angled APC.

Fiber Cleanliness

Fibers with smaller core diameters (<5 μm) must be kept extremely clean, contamination at fiber-fiber interfaces, combined with the high optical power density, can lead to significant optical damage. This type of damage usually requires re-polishing or replacement of the connector.

Maximum Optical Input Power

Due to their small fiber core diameters for short wavelength and high photon energies, the damage thresholds for device is substantially reduced than the common 1550nm fiber. To avoid damage to the exposed fiber end faces and internal components, the optical input power should never exceed 20 mW for wavelengths shorter 650nm. We produce a special version to increase the handling by expanding the core side at the fiber ends.

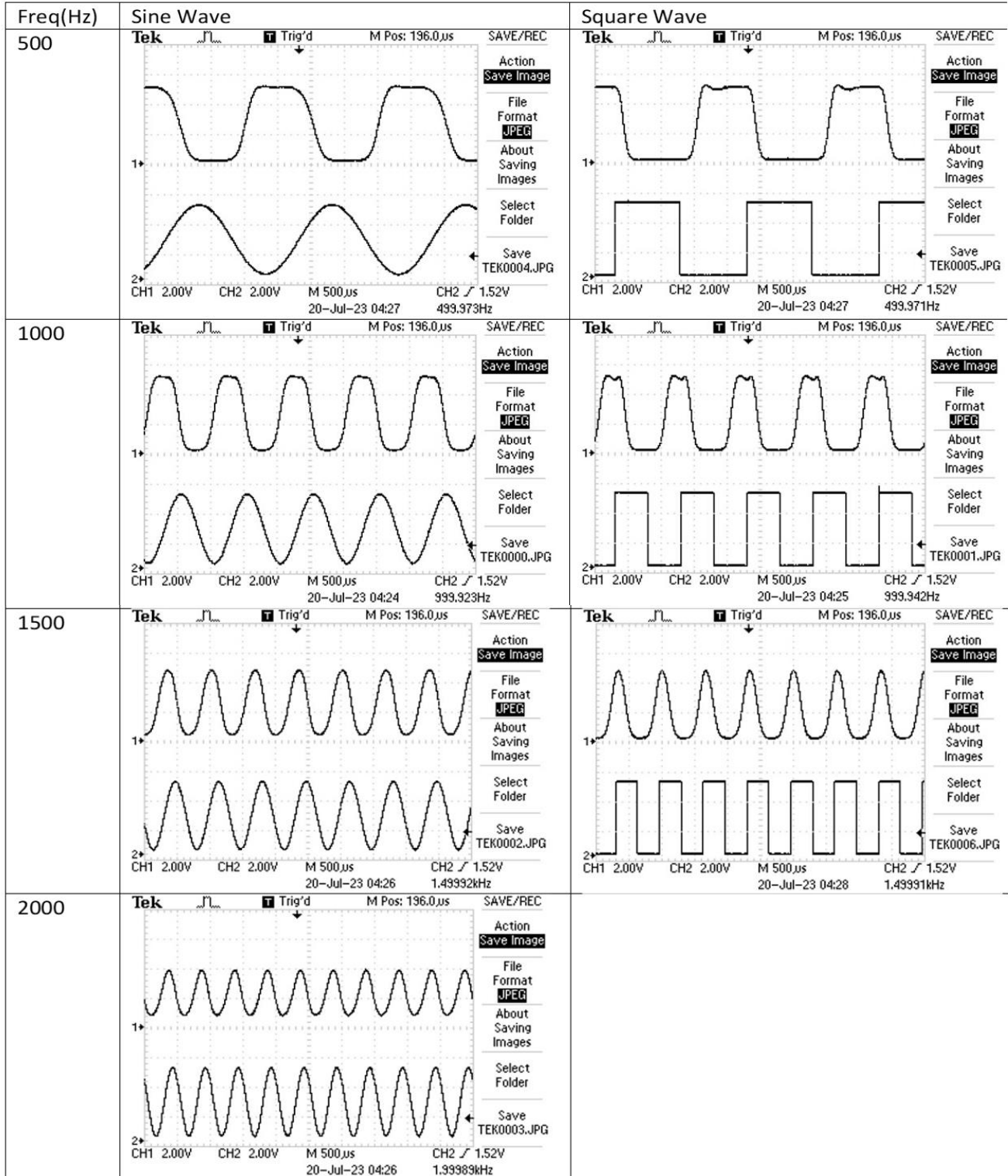
Fiber Optical Variable Attenuator BNC



(direct drive, 450nm-2630nm)

DATASHEET

Typical Frequency Response for SM28 Fiber Channel 1 : VOA signal; Channel 2: Drive signal (0 to 5V)



Information contained herein is deemed to be reliable and accurate as of the issue date. Photonwares reserves the right to change the design or specifications at any time without notice. Agiltron is a registered trademark of Photonwares Corporation in the U.S. and other countries.

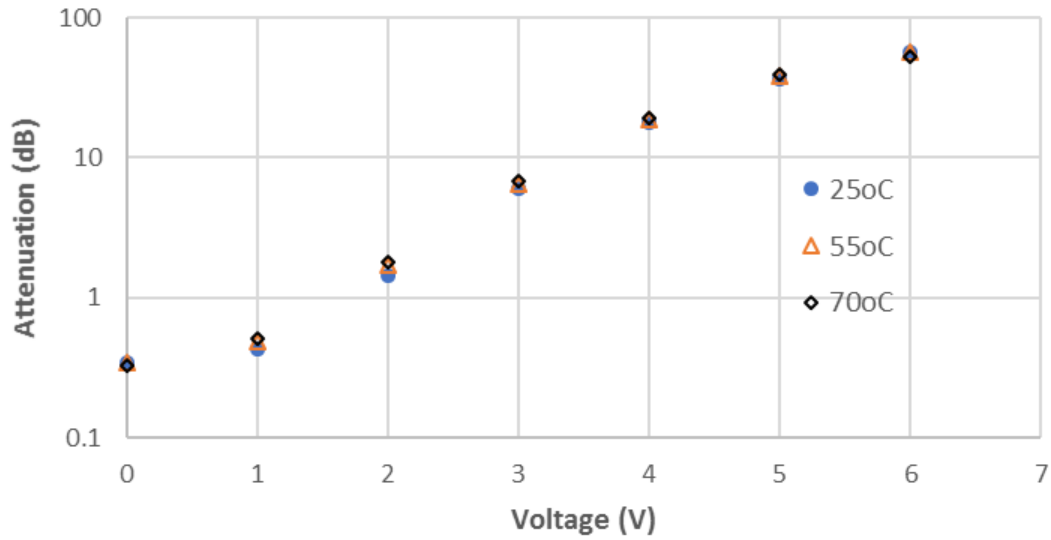
Fiber Optical Variable Attenuator BNC



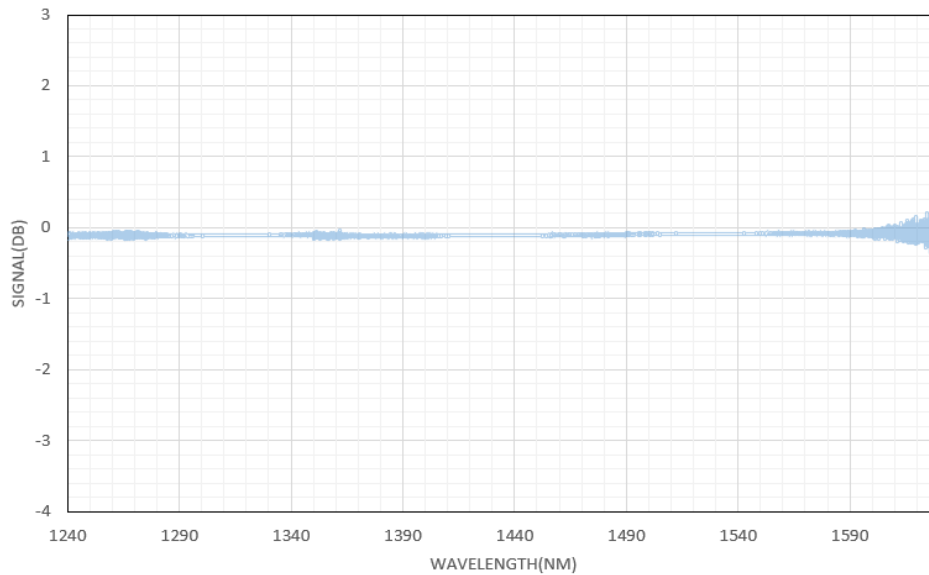
(direct drive, 450nm-2630nm)

DATASHEET

Typical Attenuation vs. Voltage at 25°C, 55°C, 70°C 1550nm SM



Typical Insertion Loss vs Wavelength (1240-1630nm)



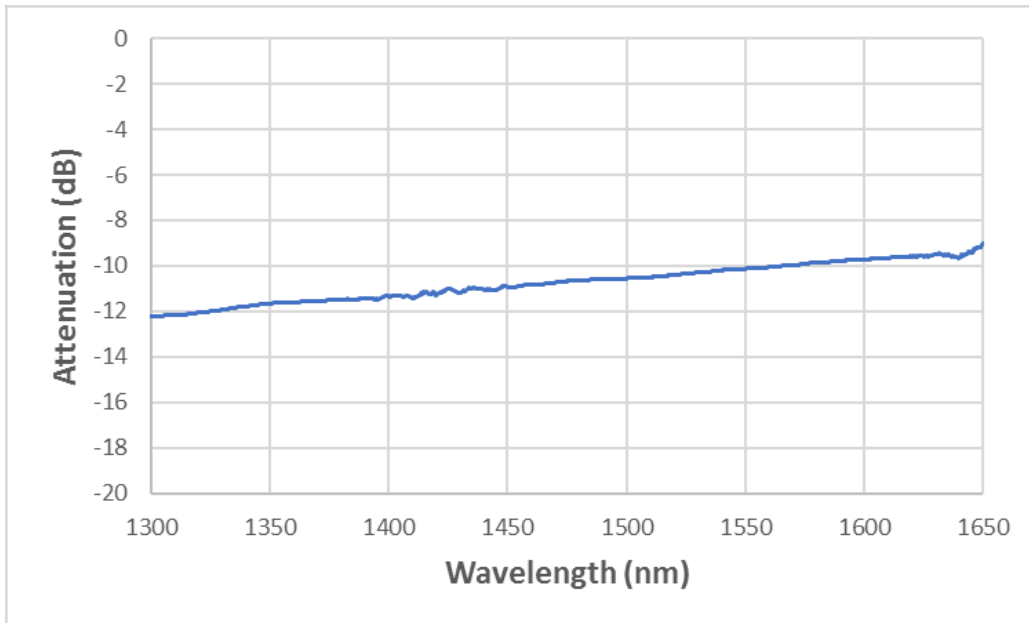
Fiber Optical Variable Attenuator BNC



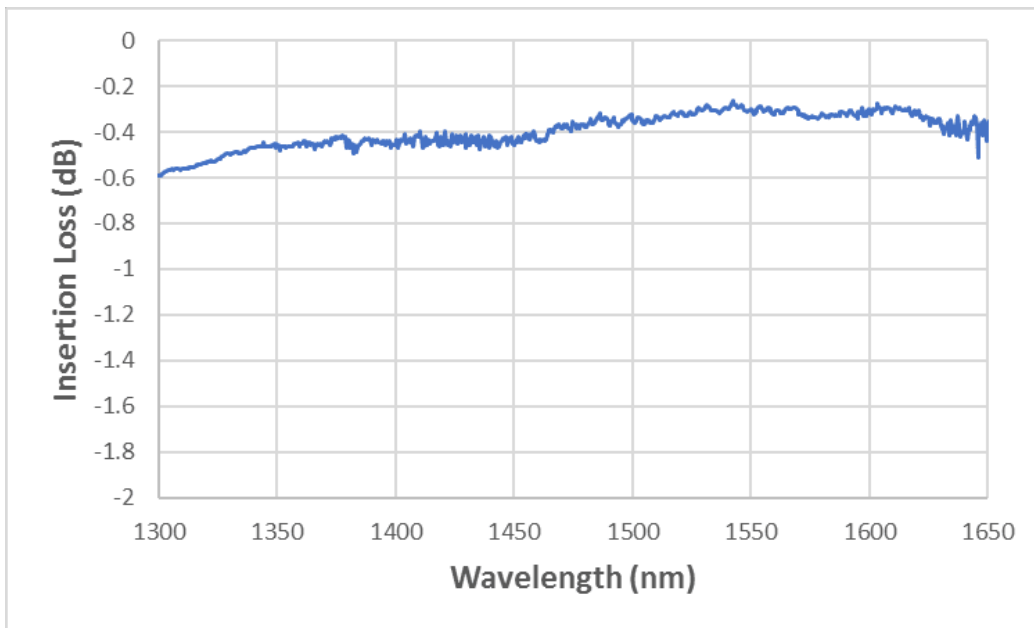
(direct drive, 450nm-2630nm)

DATASHEET

Wavelength Dependence 10 dB, 1550nm SM



Wavelength Dependence 0.5 dB, 1550nm SM



Fiber Optical Variable Attenuator BNC



(direct drive, 450nm-2630nm)

DATASHEET

Typical Voltage Variable Attenuation Repeatability over 5days (5 colors) 1550nm SM

